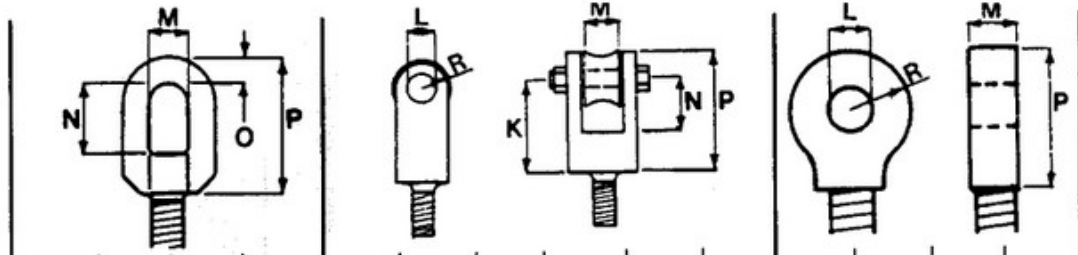


oeil/émérillon

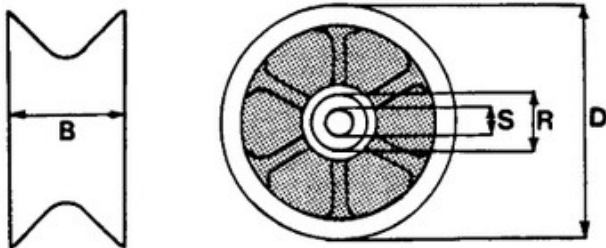
chape/émérillon

oeil à maniller/émérillon



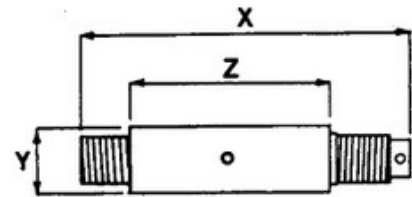
REFERENCE	M	N	O	P	K	L	M	N	R	P	L	M	R	P
	mm	mm	mm	mm	mm	mm	mm	mm	mm	mm	mm	mm	mm	mm
K 370	58	110	50	220	165	39	70	103	50	215	51	72	60	145
K 400	58	110	50	225	195	51	85	115	65	260	51	72	60	145
K 500	75	140	50	280	195	51	85	115	65	260	58	80	70	160
K 600	78	155	70	335	230	58	90	140	75	305				
K 650	78	155	70	335	230	58	90	140	75	305				
K 800	78	155	70	335	250	81	90	180	90	340				

roulement à rouleaux



REFERENCE	B	D	R	S	poids
	mm	mm	mm	mm	Kg
SK 370-2	140	370	100	45	50,50
SK 400-2	180	400	140	60	85,00
SK 500-2	180	500	170	70	130,00
SK 600-2	180	600	170	70	150,00
SK 650-2	240	650	170	70	240,00
SK 800-2	240	800	200	85	370,00
SK 1000-2	260	1000	250	123	600,00

roulement à rouleaux



REFERENCE	X	Y	Z	poids
	mm	mm	mm	Kg
PK 370-2	234	45	152	3,20
PK 400-2	330	60	212	10,90
PK 500-2	340	70	225	12,90
PK 600-2	340	70	225	12,90
PK 650-2	404	70	285	14,60
PK 800-2	427	85	287	21,70
PK 1000-2	475	123	323	33,00